



Open Educational Resources (OER) in Adult Education

Penny Pearson, Coordinator
Outreach and Technical Assistance Network
ppearson@otan.us





Many things have changed the course of human development





Open Educational Resources

Could the next cultural information revolution come from something as simple as the act of sharing?

The 5 Rs of Openness

- - **Retain** - the right to make, own, and control copies of the content
- - **Reuse** - the right to use the content in a wide range of ways (e.g., in a class, in a study group, on a website, in a video)
- - **Revise** - the right to adapt, adjust, modify, or alter the content itself (e.g., translate the content into another language)
- - **Remix** - the right to combine the original or revised content with other open content to create something new (e.g., incorporate the content into a mashup)
- - **Redistribute** - the right to share copies of the original content, your revisions, or your remixes with others (e.g., give a copy of the content to a friend)





Teachers are Amazing Creators*

- By necessity, many teachers create vast amounts of materials, lessons, activities and other resources to help students succeed. And many of them are very willing to share!

**HOW DO WE
SHARE MATERIAL
THAT HONORS
THE WORK OF
OTHERS?**

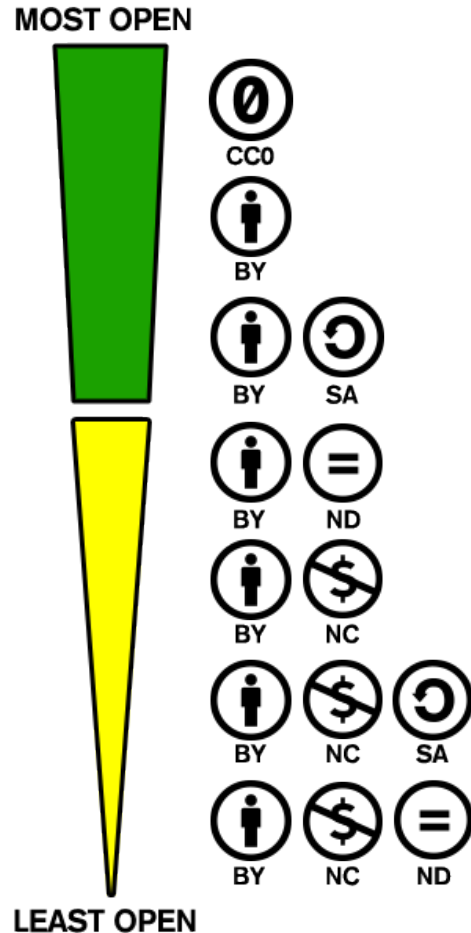


What makes a work “Open”?

It's all in the licensing!



It's all in the Licensing!



Creative Commons - A way to license copyright work for specific use by others. From most open to least open, each license spells out how the works can be used.

CC licenses give both creator AND user the freedom to license work for others to use.

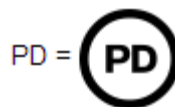
Keep to the **Green Zone**

Public Domain



CC0 Public Domain Declaration

By using CC0, you waive all copyright and related rights to a work to the extent possible under the law.



CC BY



CC Attribution (CC BY)

This license lets others distribute, remix, tweak, and build upon your work, even commercially, as long as they credit you for the original creation. This is the most accommodating of licenses offered. Recommended for maximum dissemination and use of licensed materials.



CC BY-SA



CC Attribution-ShareAlike (CC BY-SA)

This license lets others remix, tweak, and build upon your work even for commercial purposes, as long as they credit you and license their new creations under the identical terms. All new works based on yours will carry the same license, so any derivatives will also allow commercial use.



CC BY-ND



CC Attribution-NoDerivs (CC BY-ND)

This license allows for redistribution, commercial and non-commercial, as long as it is passed along unchanged and in whole, with credit to you.

CC BY-NC



CC Attribution-NonCommercial (CC BY-NC)

This license lets others remix, tweak, and build upon your work non-commercially, and although their new works must also acknowledge you and be non-commercial, they don't have to license their derivative works on the same terms.

CC BY-NC-SA



CC Attribution-NonCommercial-ShareAlike (CC BY-NC-SA)

This license lets others remix, tweak, and build upon your work non-commercially, as long as they credit you and license their new creations under identical terms.

CC BY-NC-ND



CC Attribution-NonCommercial-NoDerivs (CC BY-NC-ND)

This license is the most restrictive of our six licenses, only allowing others to download your works and share them with others as long as they credit you, but they can't change them in any way or use them commercially.



CC License Re-Mix Rubric

	 PUBLIC DOMAIN	 PUBLIC DOMAIN	 BY	 BY SA	 BY NC	 BY ND	 BY NC SA	 BY NC ND
 PUBLIC DOMAIN	✓	✓	✓	✓	✓	✗	✓	✗
 PUBLIC DOMAIN	✓	✓	✓	✓	✓	✗	✓	✗
 BY	✓	✓	✓	✓	✓	✗	✓	✗
 BY SA	✓	✓	✓	✓	✗	✗	✗	✗
 BY NC	✓	✓	✓	✗	✓	✗	✓	✗
 BY ND	✗	✗	✗	✗	✗	✗	✗	✗
 BY NC SA	✓	✓	✓	✗	✓	✗	✓	✗
 BY NC ND	✗	✗	✗	✗	✗	✗	✗	✗



More than one licensing option

- Creative Commons
- GNU Free Documentation License
- Open Source (software) such as BSD, MIT

Make it a habit to review the licensing for anything you want to use and especially *change*.

Human OER Remix Game

- Your cards have a license on them
- Find one other person with a compatible license.
- After you find someone, check your rubric (on the back)
- Then see if you can include 2 more licensed resources
- All license should be compatible.



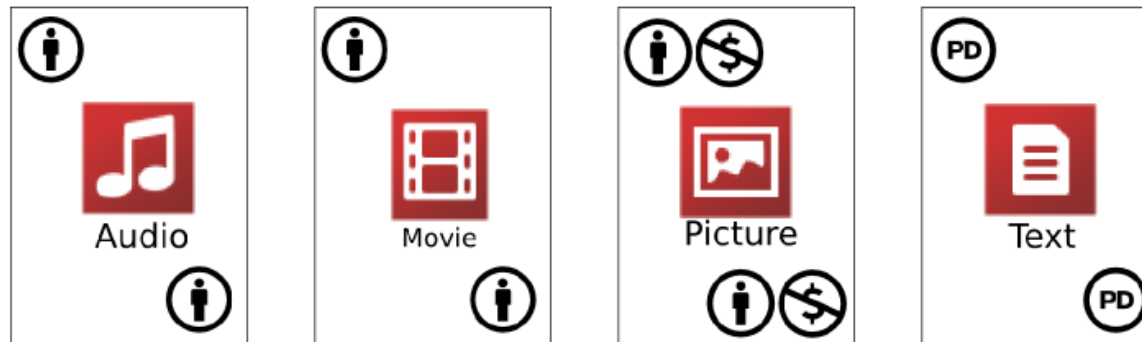


How did that go?

Questions?



Try a few “hands” at remixing...



Try your luck with this hand

1. Can these resources be aggregated and legally released as a derivative work?
 - ☐ Yes
 - ☐ No
2. Which of the following licenses could be used for the derivative work:
 - ☐ All rights reserved Copyright
 - ☐ CC-BY
 - ☐ Released under a public domain declaration
 - ☐ BY-NC
 - ☐ BY-NC-ND
 - ☐ BY-NC-SA
 - ☐ BY-SA

This is a remix inspired by the online version of David Wiley's [OER remix game](#).

Use the link below to try the game:

[http://wikieducator.org/Creative Commons unplugged/License compatibility: Example 1](http://wikieducator.org/Creative_Commons_unplugged/License_compatibility:_Example_1)



Benefits for the Creator

Create work with the intent of sharing (even by selling!)

License them appropriately

Mark them with CC license so others know how they can use/reuse/remix them

Share with others through the Internet or as a physical copy



Benefits to you as a Teacher

Find a CC licensed work

Re-use it

Modify it and/or remix with your own work or another licensed work

Share it with others

 Sounds too good to be true...



- Issue of Quality
- Consider [Review Rubrics](#)
- I don't want to create, where do I FIND them?
- Do they align to standards? (usually)
- What can be OER?
- Pretty much anything digital.



How Do I Find Them?

- Google Search
 - Use the “advanced” feature to find CC licensed works
- Creative Commons
 - Use to license your work
 - Find CC licensed works
- YouTube
 - Now have CC licensed videos!
- OER Repositories
 - There are many!
- OTAN!
 - We have CC licensed online courses!





Become an OER Super Hero!

- Learn about Creative Commons
 - Teach someone else
- License your work with CC
 - Choose your license
- Consider sharing your work
 - OER Commons



Resource Slide

- OER: The Basics (<http://t.co/BtTOcQwFYR>) by University of Texas
- Twitter hashtags: #oer, #openeducationwk
- [Curriki](#)
- [EDSITEment](#)
- [Free Federal Registry for Education Excellence](#)
- [myOER.org](#)
- [OpenEd](#)
- [ShareMyLesson](#)



Open Courses and Learning Modules

- [Big History Project](#)
- [HippoCampus.org](#) from NROC
- [EdReady.org](#) from NROC
- [Khan Academy](#)
- [MIT Open CourseWare](#): Highlights for High School
- [Saylor.org](#)

Questions?

More Information?

- Penny Pearson, Coordinator
- Distance Learning Projects
- OTAN
- <http://www.otan.us>
- ppearson@otan.us
- (916)228-2753



Licensing



This work is licensed under a
[Creative Commons Attribution 4.0 International License](https://creativecommons.org/licenses/by/4.0/).